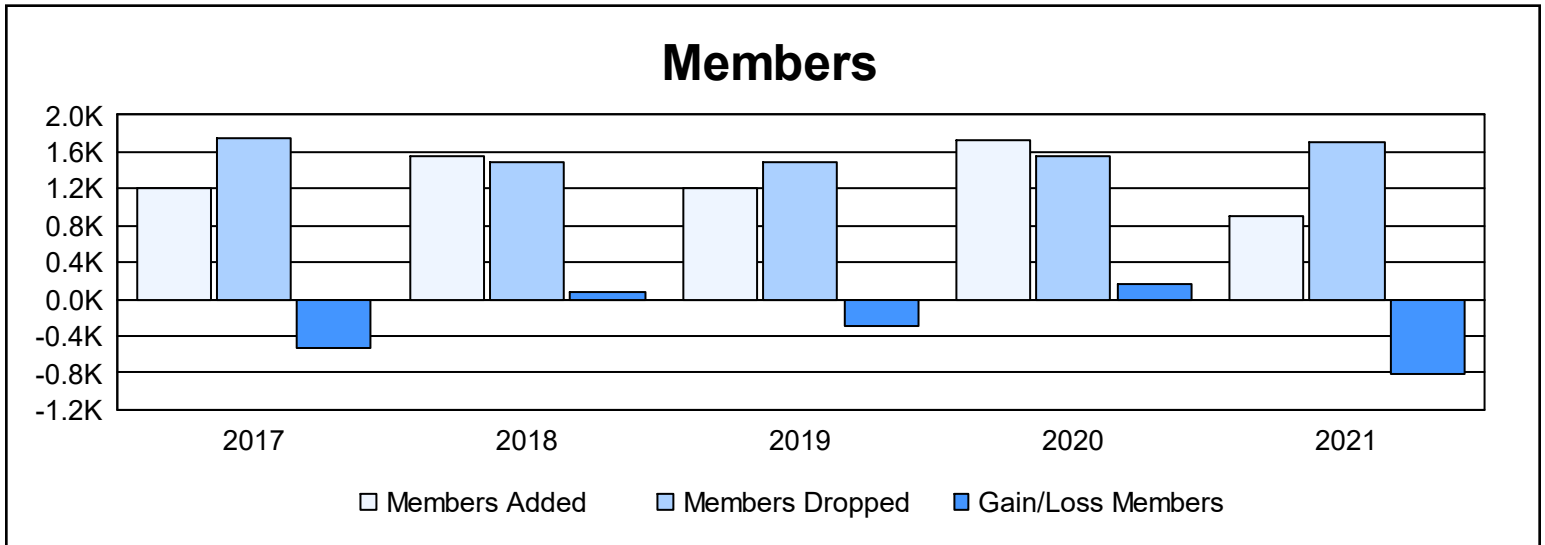
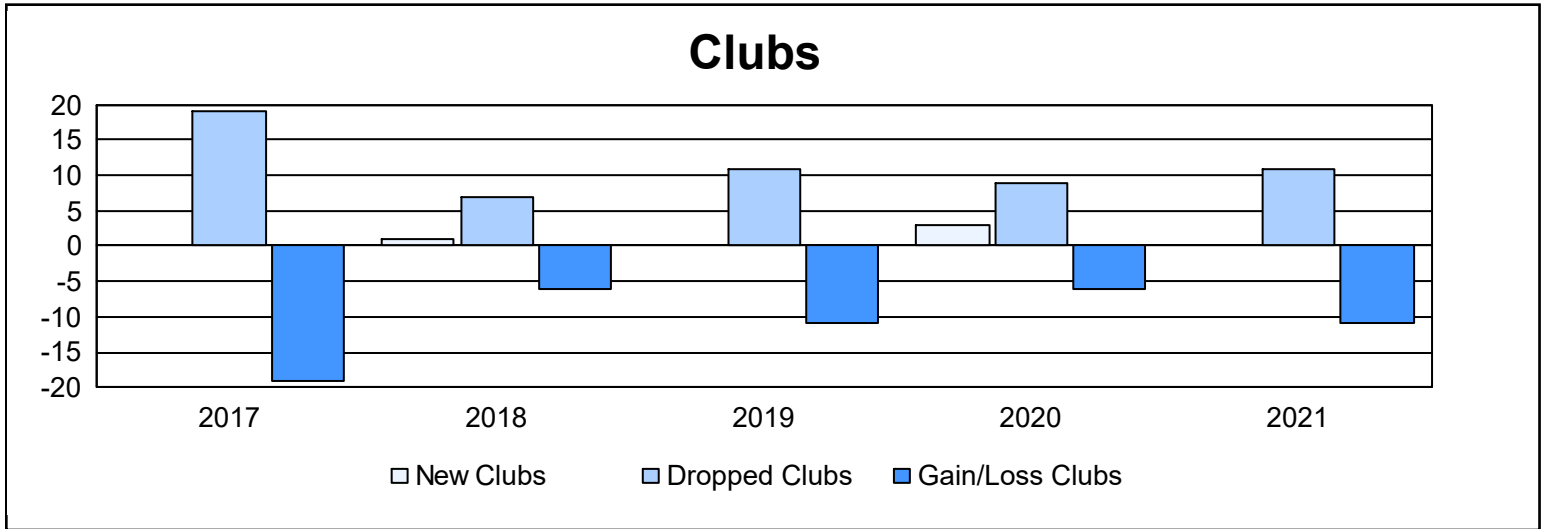
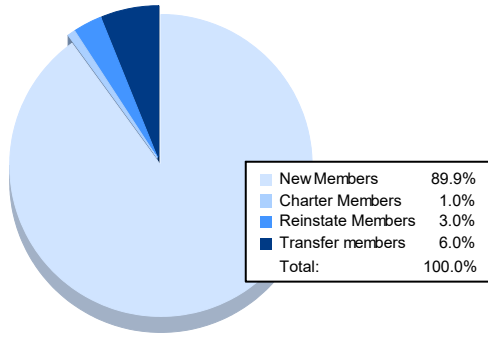


| Year | New Clubs | Dropped Clubs | Gain/ Loss Clubs | New Members | Charter Members | Reinstate Members | Transfer Members | Total Member Added | Total Members Dropped | Gain/ Loss Members |
|----------------|-----------|---------------|------------------|--------------|-----------------|-------------------|------------------|--------------------|-----------------------|--------------------|
| 2016-2017 | 0 | 19 | -19 | 1,096 | 0 | 43 | 73 | 1,212 | 1,745 | -533 |
| 2017-2018 | 1 | 7 | -6 | 1,451 | 30 | 26 | 49 | 1,556 | 1,487 | 69 |
| 2018-2019 | 0 | 11 | -11 | 1,149 | 0 | 18 | 47 | 1,214 | 1,497 | -283 |
| 2019-2020 | 3 | 9 | -6 | 1,536 | 77 | 64 | 51 | 1,728 | 1,560 | 168 |
| 2020-2021 | 0 | 11 | -11 | 805 | 9 | 27 | 54 | 895 | 1,715 | -820 |
| Average | 1 | 11 | -11 | 1,207 | 23 | 36 | 55 | 1,321 | 1,601 | -280 |



Membership Composition June 2021 Cumulative



Gender Composition June 2021 Cumulative

